









Group:	AVI160	Notes:
Form:	SP1029-AVI160	Refer to SP1029-DWG for major component drawing.
Date:	May 8, 2018	Refer to TSB-3024 for hardware kit breakdown.
File:	Alternator Parts List Section	

Component View	Rotor	Stator	Front Housing & Bearing	Rear Housing & O-ring	Rectifier w/mtg. screws
					
Model	1	2	3	4	5
AVI160P2003 Sales: A160203	A020520295S	A023520650S	A014520297S	A011520298S	A051520700S
AVI160P2003N OE: 4022171C91	A020520295S	A023520650S	A014520297S	A011520298S	A051520700S
AVI160P2007 Sales: A160207	A020520704S	A023105699S	A014520297S	A011520298S	A051520308S
AVI160P2007N OE: 4022170C91	A020520704S	A023105699S	A014520297S	A011520298S	A051520308S
AVI160P2009	A020520295S	A023520650S	A014520297S	A011520298S	A051520700S
AVI160P2010 Sales: A160210	A020106189S	A023106191S	A014520297S	A011520298S	A051106192S
AVI160P2012 AVI2800P	A020106393S	A023106394S	A014520297S	A011520298S	A051106192S
AVI160P2012N OE: 4024554C91	A020106393S	A023106394S	A014520297S	A011520298S	A051106192S
AVI160P2013N OE: 4024554C91	A020106566S	A023106394S	A014520297S	A011520298S	A051106192S
AVI160J2004 Sales: A160204	A020520295S	A023520650S	A014520337S	A011520334S	A051520700S
AVI160J2008 Sales: A160208	A020520704S	A023105699S	A014520337S	A011520334S	A051520308S
AVI160J2011 Sales: A160211	A020106189S	A023106191S	A014520337S	A011520334S	A051106192S
AVI160J2014 AVI2800J	A020106393S	A023106394S	A014520337S	A011520334S	A051106192S

Important: The information contained in this bulletin is intended for use by trained, professional technicians who have the proper tools, equipment, and training to perform the required maintenance described above. This information is NOT intended for 'do-it-yourselfers', and you should not assume that this information applies to your equipment. If you have any questions regarding this information please visit our website at www.prestolite.com, or contact our technical service department at:

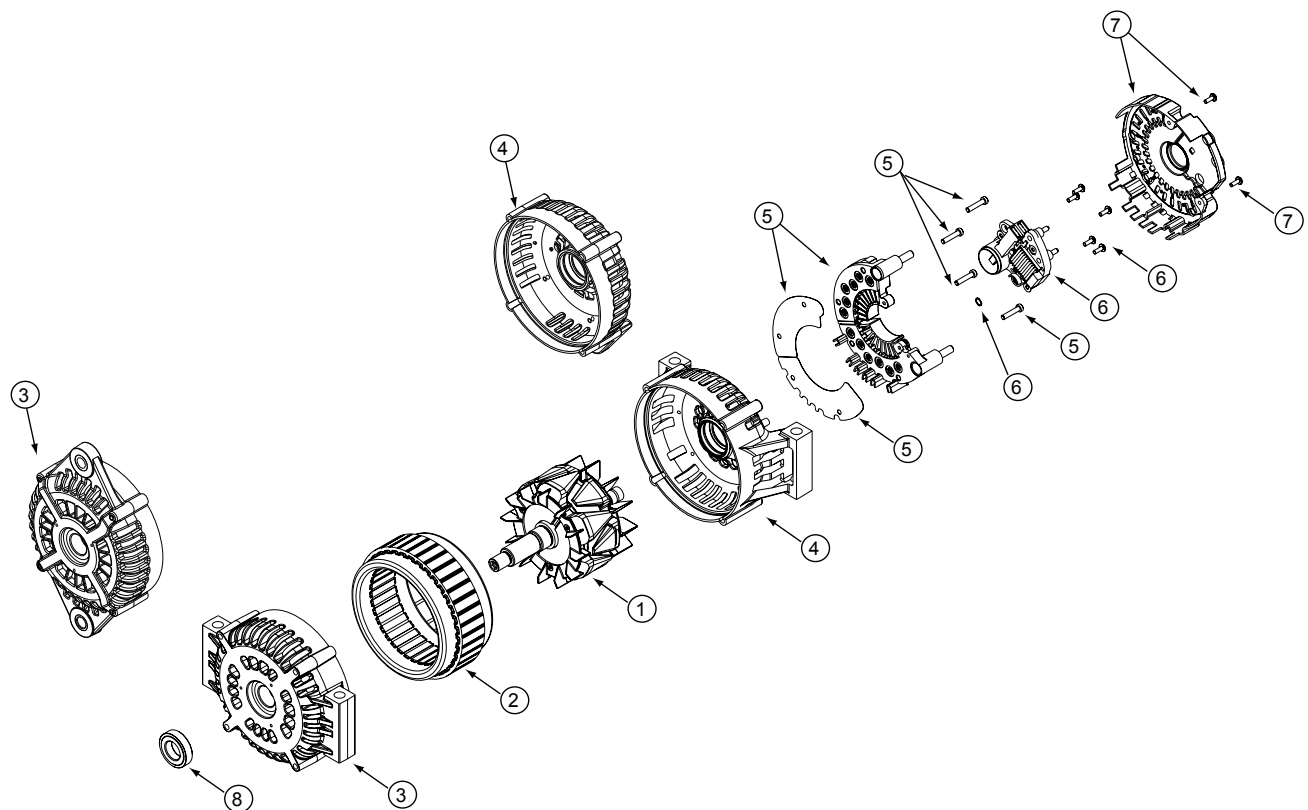
Group:	AVI160	Notes: Refer to SP1029-DWG for major component drawing. Refer to TSB-3024 for hardware kit breakdown.
Form:	SP1029-AVI160	
Date:	May 8, 2018	
File:	Alternator Parts List Section	

Component View	Regulator w/brushes	Cover Kit	Pulley Spacer	Hardware Kit
				
Model	6	7	8	9
AVI160P2003 Sales: A160203	R007520316S	A038520321S	A095520307S	K212105992S
AVI160P2003N OE: 4022171C91	R007520316S	A038520321S	A095520307S	K212105992S
AVI160P2007 Sales: A160207	R007520316S	A038520321S	A095520307S	K212105992S
AVI160P2007N OE: 4022170C91	R007520316S	A038520321S	A095520307S	K212105992S
AVI160P2009	R007520316S	A038520321S	A095520307S	K212105992S
AVI160P2010 Sales: A160210	R007520316S	A038520321S	A095520307S	K212105992S
AVI160P2012 AVI2800P	R007520316S	A038520321S	A095520307	K212105992S
AVI160P2012N OE: 4024554C91	R007520316S	A038520321S	A095520307	K212105992S
AVI160P2013N OE: 4024554C91	R007520316S	A038520321S	A095520307S	K212105992S
AVI160J2004 Sales: A160204	R007520316S	A038520321S	A095520307S	K212105992S
AVI160J2008 Sales: A160208	R007520316S	A038520321S	A095520307S	K212105992S
AVI160J2011 Sales: A160211	R007520316S	A038520321S	A095520307S	K212105992S
AVI160J2014 AVI2800J	R007520316S	A038520321S	A095520307	K212105992S

Important: The information contained in this bulletin is intended for use by trained, professional technicians who have the proper tools, equipment, and training to perform the required maintenance described above. This information is NOT intended for 'do-it-yourselfers', and you should not assume that this information applies to your equipment. If you have any questions regarding this information please visit our website at www.prestolite.com, or contact our technical service department at:

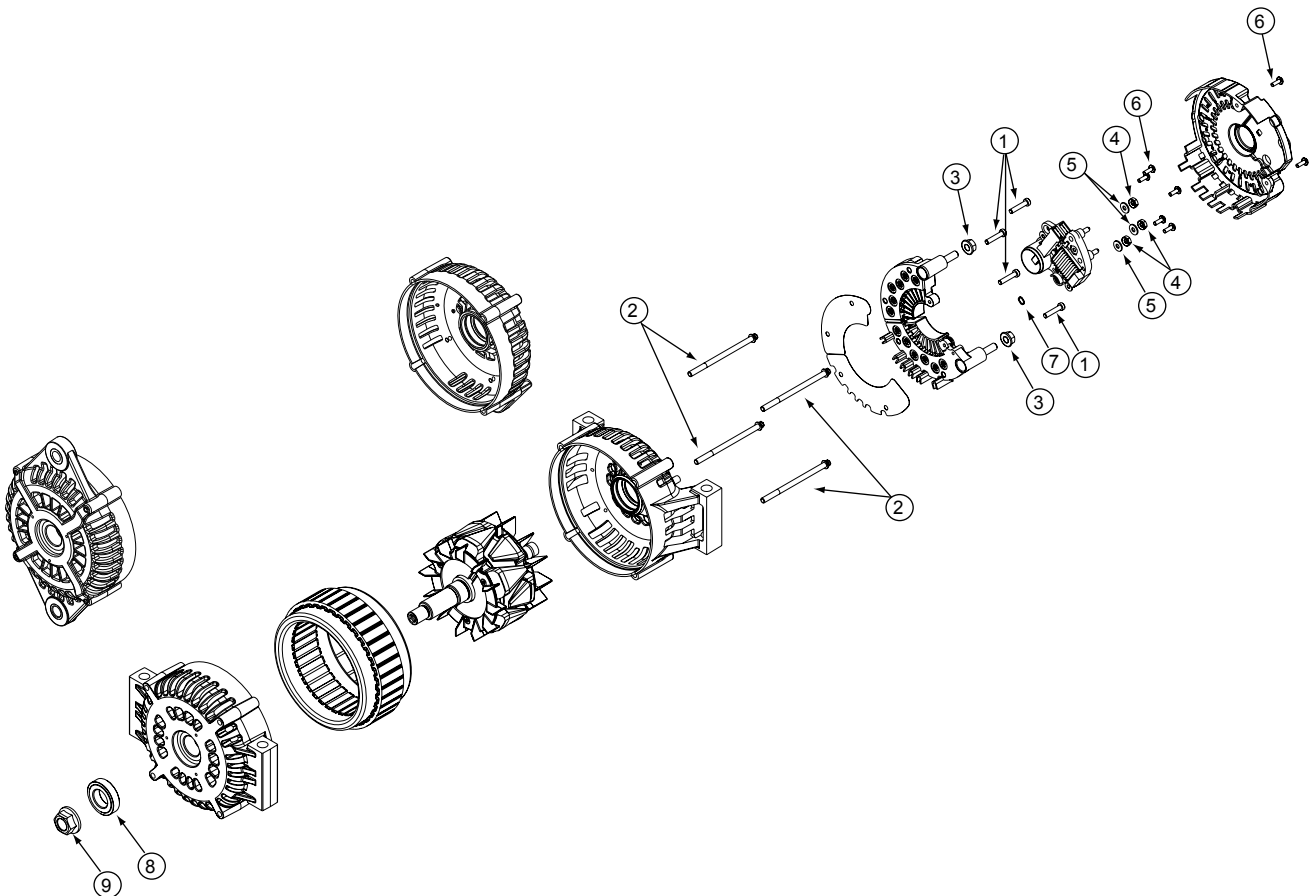
Group:	AVI160T	Notes:
Form:	SP1029-DWG	Refer to SP1029-AVI 160J-P for parts breakdown.
Date:	July 7, 2017	Refer to TSB-3024 for hardware kit breakdown.
File:	Alternator Parts List Section	

AVI 160J-P Major Service Components



Important: The information contained in this bulletin is intended for use by trained, professional technicians who have the proper tools, equipment, and training to perform the required maintenance described above. This information is NOT intended for 'do-it-yourselfers', and you should not assume that this information applies to your equipment. If you have any questions regarding this information please visit our website at www.prestolite.com, or contact our technical service department at:

Source: Leece-Neville Heavy Duty Systems Division - Arcade, NY USA
Date: July 7, 2017
Bulletin No: TSB-3024
Models: AVI160J & P Mount
Subject: Hardware Kit for AVI160J-P-Series Alternators K212105992S



Important: The information contained in this bulletin is intended for use by trained, professional technicians who have the proper tools, equipment, and training to perform the required maintenance described above. This information is NOT intended for 'do-it-yourselfers'; and you should not assume that this information applies to your equipment. If you have any questions regarding this information please visit our website at www.prestolite.com, or contact our technical service department at:

Date: July 7, 2017

Bulletin No: TSB-3024

Key	QTY	DESCRIPTION	WHERE USED
1	4	SCREW, M5	RECTIFIER ATTACHING SCREWS
2	4	T-BOLTS	THROUGH BOLTS
3	2	NUT,M8	POS/NEG TERMINAL HARDWARE
4	3	NUT M5	S / L & W TERMINAL HARDWARE
5	3	WASHER #10	S / L & W TERMINAL HARDWARE
6	7	SCREW M4	REGULATOR/ REAR COVER ATTACHING HARDWARE
7	1	WAVY WASHER	CONNECT BETWEEN REGULATOR AND REAR HSG
8	1	SPACER	PULLEY SPACER
9	1	PULLEY NUT	ATTACHES PULLEY TO ALTERNATOR

Important: The information contained in this bulletin is intended for use by trained, professional technicians who have the proper tools, equipment, and training to perform the required maintenance described above. This information is NOT intended for 'do-it-yourselfers', and you should not assume that this information applies to your equipment. If you have any questions regarding this information please visit our website at www.prestolite.com, or contact our technical service department at: